

DPS-532-Q/2~20mJ


SPECIFICATIONS

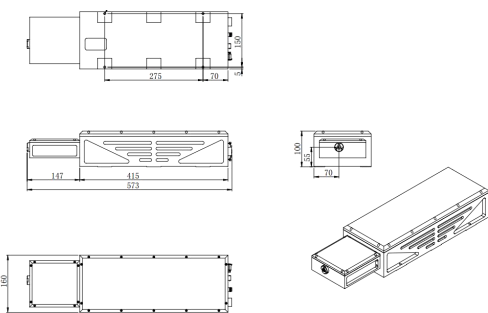
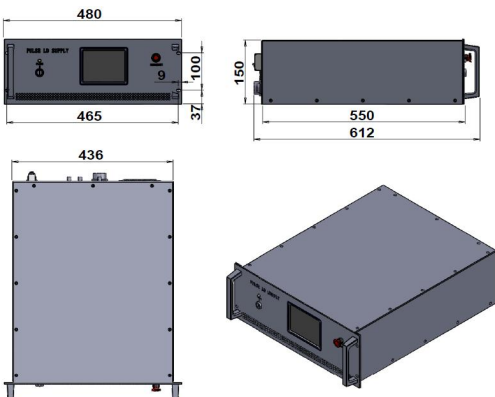
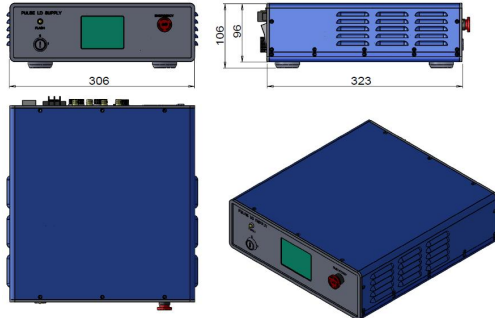
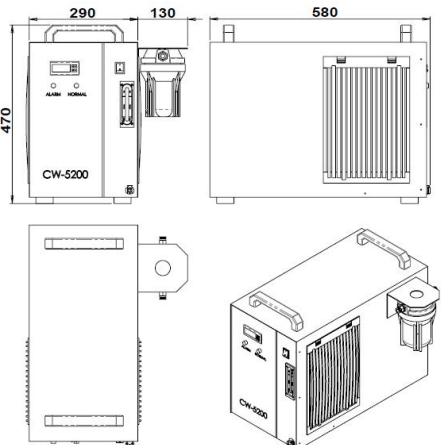
**HIGH ENERGY DIODE PUMPED  
ALL-SOLID-STATE  
Q-SWITCHED LASER**

High energy diode pumped all solid state Q-switched laser at 532nm has the features of high single pulse energy , short pulse duration , and high peak power , which is widely used in PIV, LIF, LIBS, ICP-MS scientific research, laser processing, and so on.



Wavelength (nm)	532±1				
Operating mode	Q-switched: EO (Electro-optic)				
Single pulse energy (mJ)	2	5	10	15	20
Pulse duration (ns)	<12	<12	<12	<10	<10
Rep. rate (Hz)	1000	1~100 (adjustable)			
Energy stability	<3%, <5%				
Beam divergence, full angle (mrad)	~2				
Beam diameter (mm)	~1.5	~2	~2.5	~3	~4
Warm-up time (minutes)	<15				
Beam height from base plate (mm)	54				
Cooled method	Water Cooled				
Operating temperature (°C)	15~35				
Power supply (220/110VAC)	PSU-DPS-Q-II(3U) @1KHz , PSU-DPS-Q-I @100Hz				
Expected lifetime (pulses)	10 <sup>9</sup>				
Warranty period	1 year				
Available options	Other repetition rates:100~1000Hz; Jitter:~1ns(Sdev); Accessories				



DPS-532-Q	PSU-DPS-Q-II (3U)	PSU-DPS-Q-I	Water Chiller (WCH-1500)
 <p>573 (L) ×160(W) ×100(H) mm<sup>3</sup>, 7.5 kg</p>	 <p>612 (L) ×480(W) ×150(H) mm<sup>3</sup>, 15 kg Rep. Rate and Current can be adjusted by touch screen</p>	 <p>323 (L) ×306(W) ×106(H) mm<sup>3</sup>, 4 kg Rep. Rate and Current can be adjusted by touch screen</p>	 <p>580(L) ×290(W) ×470(H) mm<sup>3</sup>, 24 kg</p>