

FC-660/1-5W



**FIBER COUPLED LASER SYSTEM AT 660nm**

It integrates laser, fiber coupled optics, laser power supply and temperature control into housing. They are widely used for medical, biomedical and industrial.



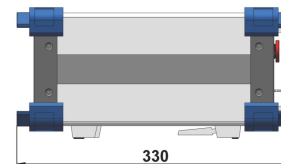
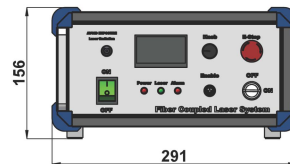


SPECIFICATIONS

Wavelength (nm)	660±5
Operating mode	CW
Output power after fiber (W)	>1, 2, ..., 5
Power stability (rms, over 4 hours)	<3%, <2%, <1%
Fiber Core Diameter(μm)	400/ 200 (MM fiber, other fiber core diameter are available on request)
Fiber NA	0.22
Fiber Connector	SMA905
Fiber Length (m)	1 (Other lengths are available on request)
Warm-up time (minutes)	<5
Operating temperature (°C)	10~35
Input power	100-240VAC
Modulation optional	TTL on/off, 1Hz-1kHz, 1kHz-10kHz, 10kHz-30kHz; and Analog modulation optional
Cooling way	By air
Expected lifetime (hours)	10000
Warranty	1 year



FC-660



330 (L) × 291 (W) × 156 (H) mm<sup>3</sup>, 10.0kg