




FC-W-638/ 525/ 450/ 1064/ 1470C 55W

**HIGH POWER FIBER COUPLING
DIODE LASER SYSTEM AT 638/ 525/
450/ 1064/ 1470nm**

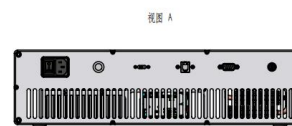
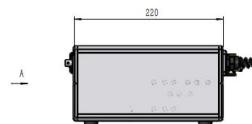
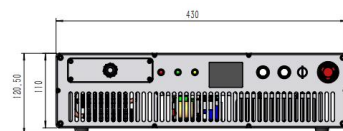
The FC-W-638/ 525/ 450/ 1064/ 1470 series (Fiber Coupling Laser System) have integrated laser diode, fiber coupling optics, laser power supply, LD current and temperature control in ONE box. Its compact dimension and convenient functions, such as power adjustment, temperature control, LED display etc, make it very suitable for scientific research, industrial and medical

SPECIFICATIONS

Wavelength (nm)	638±10	525±10	450±10	1064	1470
Output power (W) @ after 200um fiber	0.4	3.9	4	22	25
Operating mode	CW				
Cooled method	Air cooled				
Fiber Core Diameter (um)	200, 400				
Fiber Connector	SMA905/ FC				
Numerical Aperture (NA)	0.22				
Power stability (rms, over 4 hours)	<1%				
Warm-up time (minutes)	<5				
Operating temperature (°C)	25+/- 3				
Power supply	100-240VAC				
Modulation option	TTL/ Analog 1Hz-1KHz, 1KHz-10KHz, 10KHz-30KHz				
Expected lifetime (hours)	10000				



Laser



430 (L)×220 (W)×120.5 (H)mm³