

LPS-532-L/200~450mJ

SPECIFICATIONS

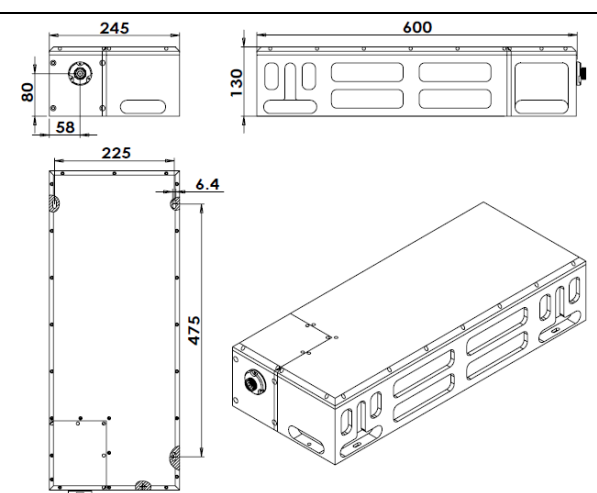
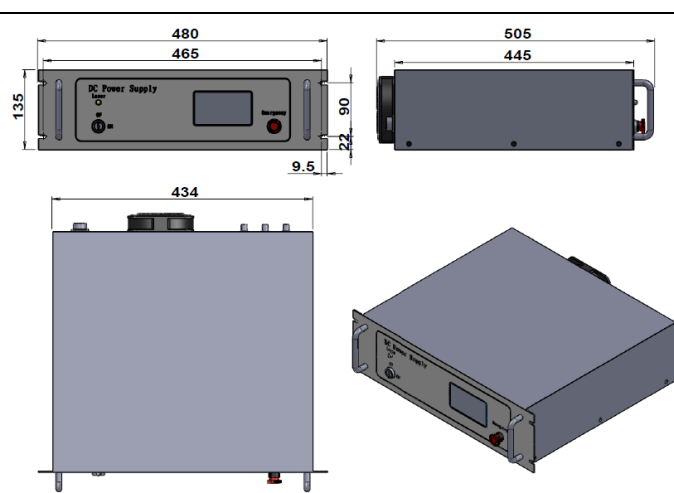
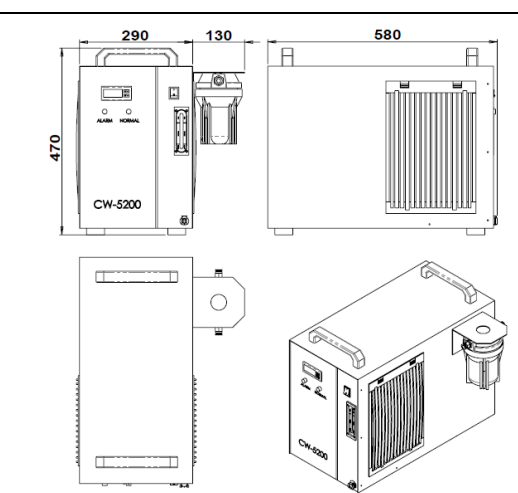
**HIGH ENERGY LAMP
PUMPED SOLID STATE
Q-SWITCHED LASER**

High energy lamp pumped solid state Q-switched laser at 532nm has the features of high single pulse energy, short pulse duration, and high peak power, which is widely used in PIV, LIF, LIBS, ICP-MS, Raman, scientific research, military, and so on.



Wavelength (nm)	532±1			
Operating mode	Q-switched: EOM (Electro-optic modulation)			
Single pulse energy (mJ)	200	250	350	450
Pulse duration (ns)	<10	<10	<8	<8
Rep. rate (Hz)	1~10 (adjustable)			
Energy stability	<1% , <3% , <5%			
Beam divergence, full angle (mrad)	~1	~1	~1	~3
Beam diameter (mm)	7	8	8	9
Warm-up time (minutes)	<15			
Beam height from base plate (mm)	80			
Cooled method	Water Cooled			
Operating temperature (°C)	15~35			
Power supply (220/110VAC)	PSU-LPS-L(3U)			
Expected lifetime (pulses)	10 ⁷ ~10 ⁸			
Warranty period	1 year			
Available Options	Higher repetition rates:≤20Hz; Jitter :~1ns (Sdev) ; Accessories			



LPS-532-L	PSU-LPS-L (3U)	WHC-1500
 <p>600(L) ×245(W) ×130(H) mm³, 25 kg</p>	 <p>480 (L) ×505(W) ×135(H) mm³, 16 kg Rep. Rate and Voltage can be adjusted by touch screen</p>	 <p>580(L) ×290(W) ×470(H) mm³, 24 kg</p>