

LPS-L-532/200~450mJ

SPECIFICATIONS

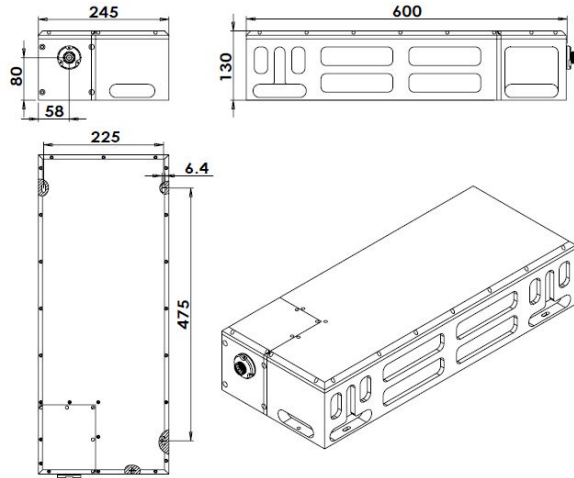
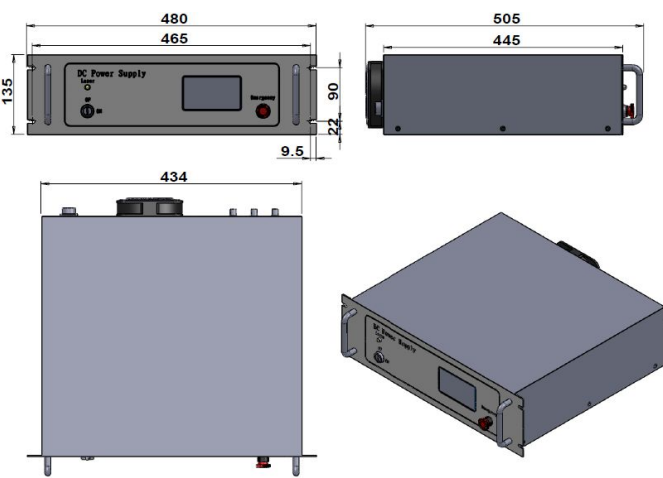
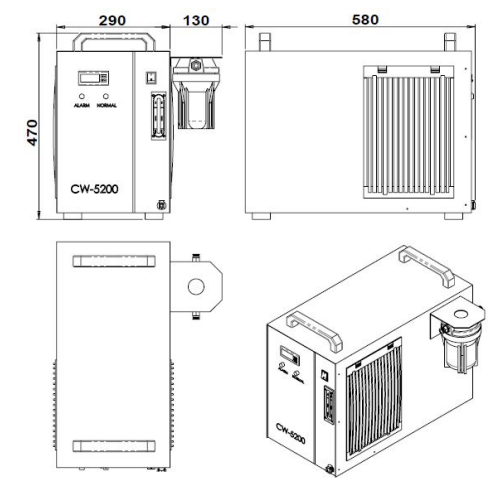
**HIGH ENERGY LAMP
PUMPED SOLID STATE
Q-SWITCHED LASER**

High energy lamp pumped solid state Q-switched laser at 532nm has the features of high single pulse energy , short pulse duration , and high peak power , which is widely used in PIV, LIF, LIBS, ICP-MS, Raman , scientific research, military ,and so on.



| | | | | |
|------------------------------------|--|-----|-----|-----|
| Wavelength (nm) | 532±1 | | | |
| Operating mode | Q-switched: EOM (Electro-optic modulation) | | | |
| Single pulse energy (mJ) | 200 | 250 | 350 | 450 |
| Pulse duration (ns) | <10 | <10 | <8 | <8 |
| Rep. rate (Hz) | 1~10 (adjustable) | | | |
| Energy stability | <4% | | | |
| Beam divergence, full angle (mrad) | ~1 | ~1 | ~1 | ~3 |
| Beam diameter (mm) | 7 | 8 | 8 | 9 |
| Warm-up time (minutes) | <15 | | | |
| Beam height from base plate (mm) | 80 | | | |
| Cooled method | Water Cooled | | | |
| Operating temperature (°C) | 15~35 | | | |
| Power supply (220/110VAC) | PSU-LPS-L(3U) | | | |
| Expected lifetime (pulses) | 10 ⁷ ~10 ⁸ | | | |
| Warranty period | 1 year | | | |
| Available Options | Higher repetition rates:≤20Hz; Jitter :~1ns (Sdev) ; Accessories | | | |



| LPS-L-532 | PSU-LPS-L (3U) | Water Chiller |
|--|--|--|
|  <p>600(L) × 245(W) × 130(H) mm³, 25 kg</p> |  <p>480 (L) × 505(W) × 135(H) mm³, 16 kg Rep. Rate and Voltage can be adjusted by touch screen</p> |  <p>580(L) × 290(W) × 470(H) mm³, 24 kg</p> |