

MDL-HD-635/1500~3000mW



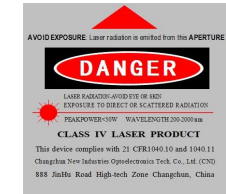
**RED DIODE LASER  
AT 635nm**

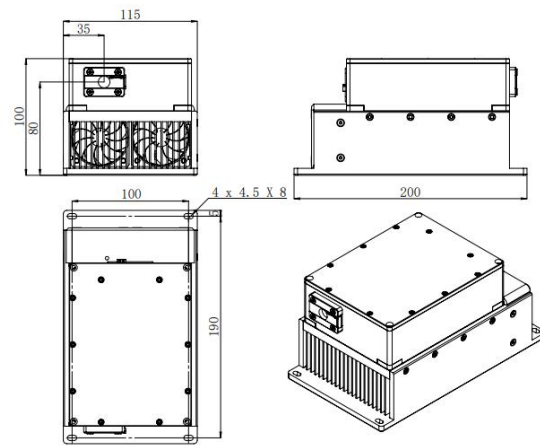
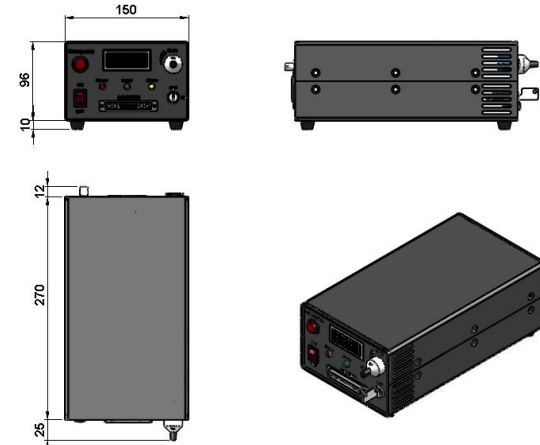
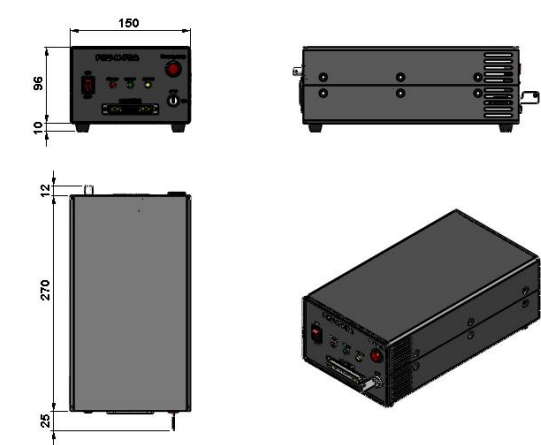
It features ultra compact design, long lifetime, cost-effectiveness and easy operation. They are widely used in laser projection, laser shows, biomedical applications, holography, metrology, etc.



SPECIFICATIONS

Central wavelength (nm)	635±10
Operating mode	CW
Output power (mW)	>1500, 2000, ... , 3000
Power stability (rms, over 4 hours)	<3%, <2%, <1%
Transverse mode	Multimode
Polarization direction	Horizontal+ Vertical
Beam diameter at the aperture ((1/e <sup>2</sup> ),mm)	~6.7×7.2
Beam divergence, full angle (mrad)	~2.5×2.5
Warm-up time (minutes)	<5
Beam height from base plate (mm)	80
Operating temperature (°C)	10~35
Power supply (100-240VAC)	PSU-N-LED/ PSU-N-FDA
Modulation optional	TTL on/off, 1Hz-1kHz, 1kHz-10kHz, 10kHz-30kHz; and Analog modulation optional
Expected lifetime (hours)	10000
Warranty	1 year



MDL-HD-635	PSU-N-LED	PSU-N-FDA
 <p>200 (L)×115 (W)×100 (H) mm<sup>3</sup>, 3.0kg</p>	 <p>307(L)×150(W)×106 (H) mm<sup>3</sup>, 3.0kg</p>	 <p>307(L)×150(W)×106 (H) mm<sup>3</sup>, 3.0kg</p>