

MDL-MD-405/1~400mW




**VIOLET DIODE LASER  
AT 405nm**

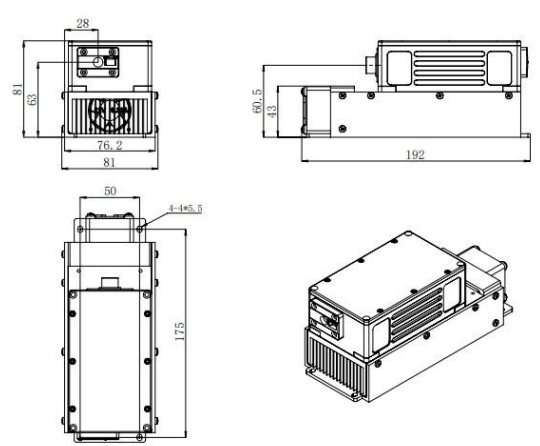
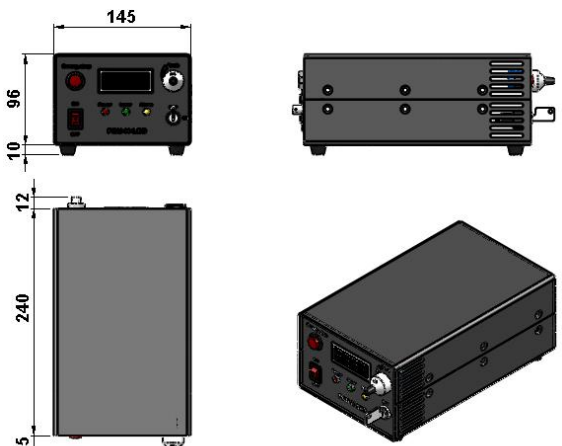
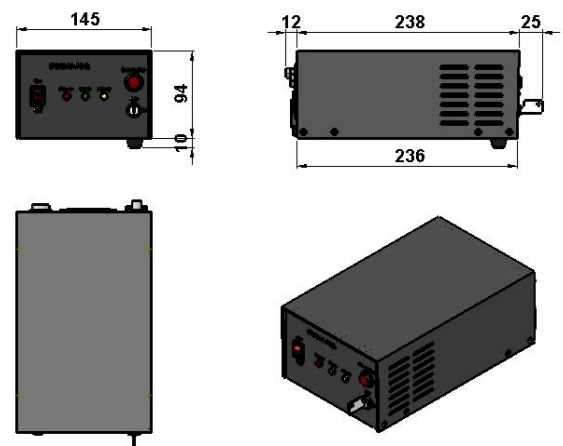
It features ultra compact design, long lifetime, cost-effectiveness and easy operation. They are widely used in laser projection, laser shows, biomedical applications, holography, metrology, etc.



SPECIFICATIONS

Central wavelength (nm)	405±5	
Operating mode	CW	
Output power (mW)	>1, 500, 1000, ..., 4000	
Power stability (rms, over 4 hours)	<3%, <2%, <1%	
Transverse mode	Multimode	
Polarization direction	Horizontal+ Vertical	Horizontal/ Vertical
Beam diameter at the aperture ((1/e <sup>2</sup> ),mm)	~3.0×4.0	~4.0×4.0
Beam divergence, full angle (mrad)	~2.8×0.5	~4.3×0.5
Warm-up time (minutes)	<5	
Beam height from base plate (mm)	63	
Operating temperature (°C)	10~35	
Power supply (100-240VAC)	PSU-H-LED/ PSU-H-FDA	
Modulation optional	TTL on/off, 1Hz-1kHz, 1kHz-10kHz, 10kHz-30kHz; and Analog modulation optional	
Expected lifetime (hours)	10000	
Warranty	1 year	



MDL-MD-405	PSU-H-LED	PSU-H-FDA
 <p>192 (L) × 81(W) × 81 (H) mm<sup>3</sup>, 1.0kg</p>	 <p>277 (L) × 145(W) × 106(H) mm<sup>3</sup>, 2.3kg</p>	 <p>275 (L) × 145(W) × 104(H) mm<sup>3</sup>, 2.1kg</p>