

OEM-N-457/1~1500mW



**LD PUMPED ALL-SOLID-STATE BLUE LASER MODULE CORE**

All solid state 457 nm blue laser module core is made features of ultra compact, long lifetime and easy operating. It's easy to be installed in customer's equipment.

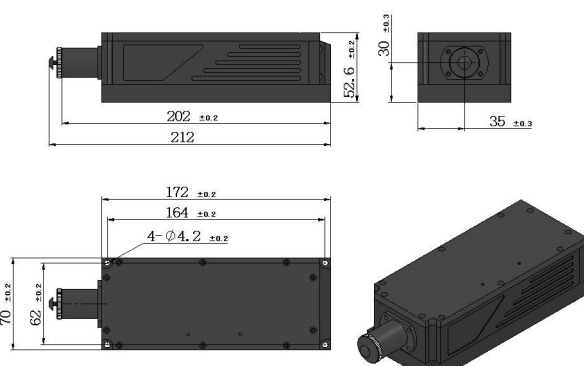
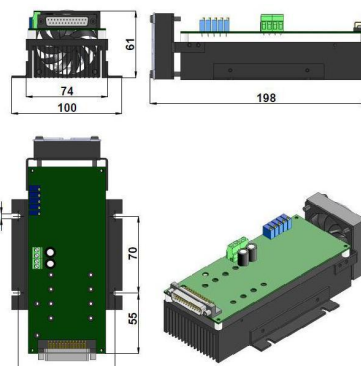
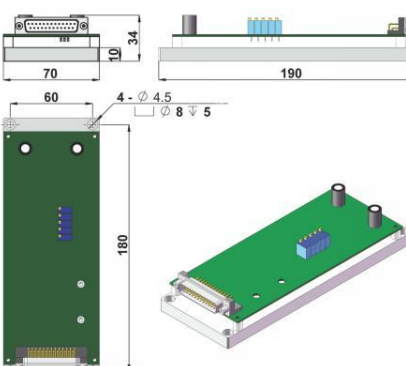
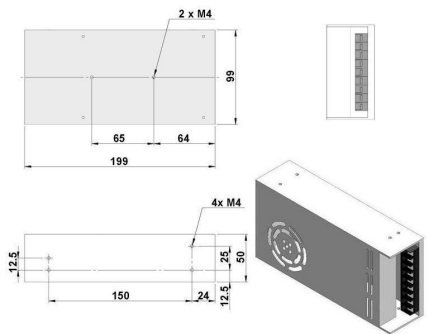


SPECIFICATIONS

Wavelength (nm)	457±1		
Operating mode	CW		
Output power (mW)	>1, 10, 20, 30, ..., 400	>400, 450, 500, ... , 800	>800, 1000, ..., 1500
Power stability (rms, over 4 hours) at 25℃	<5%, <3%		
Transverse mode	Near TEM <sub>00</sub>	Near TEM <sub>01</sub>	
M <sup>2</sup> factor	<3.0		
Beam divergence, full angle (mrad)	<1.0		
Beam diameter at the aperture (1/e <sup>2</sup> , mm)	~3.0		
Polarization ratio	>100:1		
Warm-up time (minutes)	<10		
Beam height from base plate (mm)	30		
Operating temperature (℃)	22.5+/-2.5		
Driver (12VDC 25A)	PSU-OEM-N (key switch and emergency stop are available on request)		
TTL / Analog modulation	TTL or Analog with 1Hz-1kHz 1kHz-10kHz, 10kHz-30kHz optional		
Expected lifetime (hours)	10000		
Warranty period	1 year		



Note: The laser needs to be used on a heat sink with good heat dissipation.

OEM-N-457	PSU-OEM-N		Accessory (Power supply 100-240VAC)
	A heat dissipation	No heat dissipation	
 <p>212 (L) × 70 (W) × 52.6 (H) mm<sup>3</sup>, 1.4 kg</p>	 <p>198 (L) × 100 (W) × 61 (H) mm<sup>3</sup>, 0.7 kg</p>	 <p>190 (L) × 70 (W) × 34 (H) mm<sup>3</sup>, 0.4 kg</p>	 <p>12VDC 25A: 199 (L) × 99 (W) × 50 (H) mm<sup>3</sup>, 0.9 kg</p>