

TEM-F-633/1~30mW (TEM<sub>00</sub>)




**RED DIODE LASER  
AT 633nm**

It features TEM<sub>00</sub> mode, ultra compact design, long lifetime, cost-effectiveness and easy operation. They are used in measurement, communication, spectrum analysis, etc

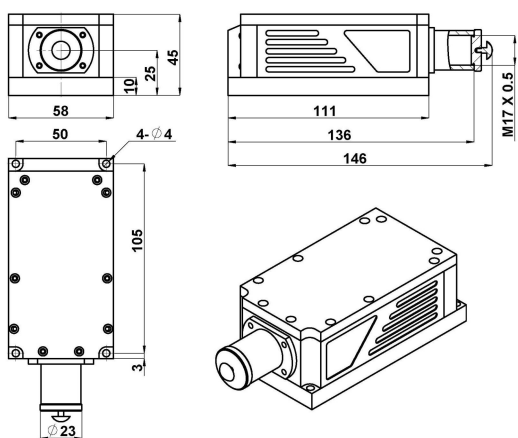
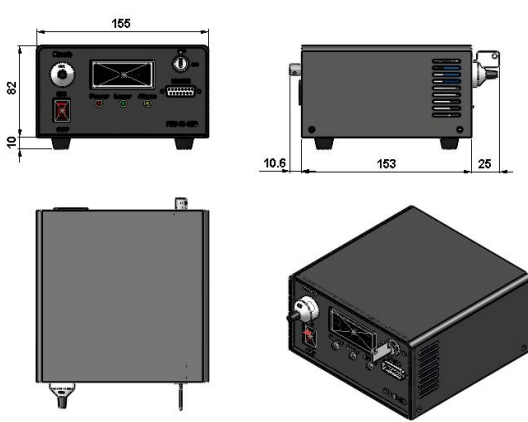
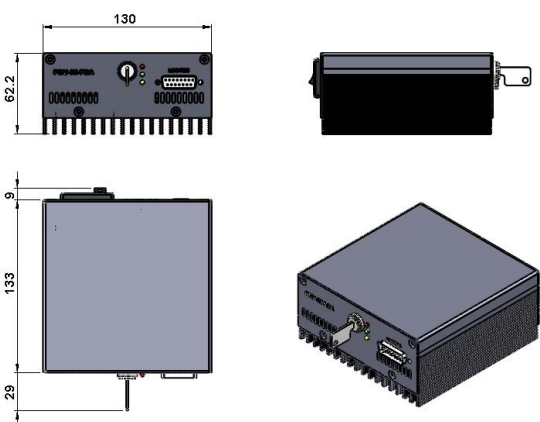


SPECIFICATIONS

Central wavelength (nm)	633±3	
Operating mode	CW	
Output power (mW)	>1,2,3.....,30	
Power stability (rms, over 4 hours) 25℃	<3%, <2%, <1%	
Transverse mode	TEM <sub>00</sub>	
Ellipticity	>0.95	
M <sup>2</sup> factor	<1.1	
Beam diameter at the aperture (1/e <sup>2</sup> ,mm)	~1.0	
Beam divergence, full angle (mrad)	<1.5	
Warm-up time (minutes)	<5	
Beam height from base plate (mm)	25	
Operating temperature (℃)	25+/-3	
Power supply (85-264VAC)	PSU-III-LED	PSU-III-FDA
Modulation optional	TTL on/off, 1Hz-1kHz, 1kHz-10kHz, 10kHz-30kHz; and Analog modulation optional	
Expected lifetime (hours)	10000	
Warranty	1 year	



Note: The laser head needs to be used on a heat sink with good heat dissipation.

TEM-F-633	PSU-III-LED	PSU-III-FDA
 <p>146 (L) × 58 (W) × 45 (H) mm<sup>3</sup>, 0.7kg</p>	 <p>188.6 (L) × 155 (W) × 92 (H) mm<sup>3</sup>, 1.5kg</p>	 <p>171(L) × 130(W) × 62.2 (H) mm<sup>3</sup>, 1.2kg</p>