

MRL-W-660/1~2W



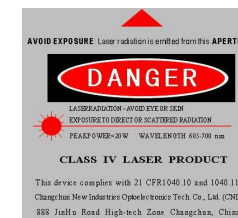
**LD PUMPED ALL-SOLID-STATE  
RED LASER AT 660 nm**

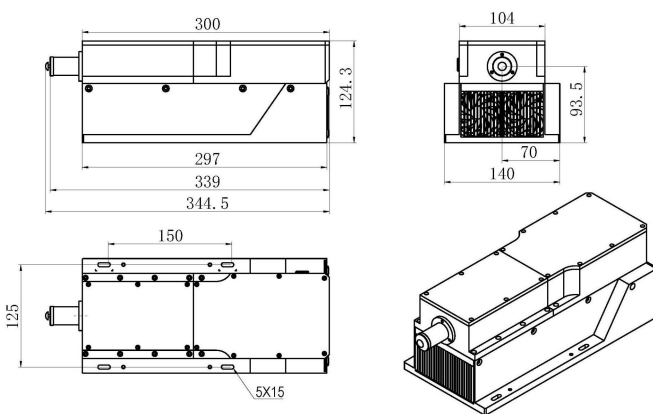
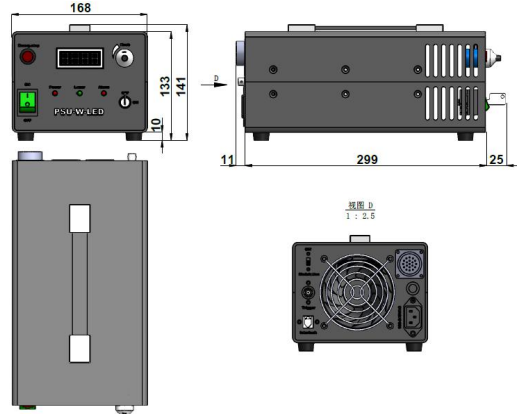
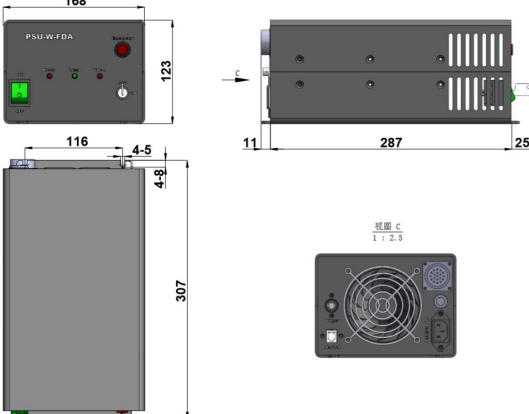
All solid state 660 nm red laser is made features of ultra compact, long lifetime and easy operating, which is widely used in measurement, spectrum analysis, laser lighting show, etc.



SPECIFICATIONS

Wavelength (nm)	660±2	
Operating mode	CW	
Output power (W)	>1, 1.1, 1.2, ..., 2	
Power stability (rms, over 4 hours)	<3%, <5%	
Transverse mode	Near TEM <sub>00</sub>	
M <sup>2</sup> factor	<2.5	
Beam divergence, full angle (mrad)	3~6	
Beam diameter at the aperture (1/e <sup>2</sup> , mm)	~4.0	
Warm-up time (minutes)	<10	
Polarization ratio	>100:1	
Beam height from base plate (mm)	93.5	
Operating temperature (°C)	10~35	
Power supply (90-264VAC)	PSU-W-LED	PSU-W-FDA
TTL / Analog modulation	TTL or Analog with 1Hz-1kHz 1kHz-10kHz, 10kHz-30kHz optional	
Expected lifetime (hours)	10000	
Warranty period	1 year	



MRL-W-660	PSU-W-LED	PSU-W-FDA
 <p>344.5 (L) × 140 (W) × 124.3 (H) mm<sup>3</sup>, 5.7 kg</p>	 <p>335 (L) × 168 (W) × 133 (H) mm<sup>3</sup>, 4.2 kg</p>	 <p>323 (L) × 168 (W) × 123 (H) mm<sup>3</sup>, 4.1 kg</p>